

# THE STERN AT NYUAD EMPLOYMENT REPORT 2025



جامعة نيويورك أبوظبي ستيرن



NYU | STERN  
ABU DHABI

# CONTENTS

3  
4  
5  
5  
6  
7  
8  
9  
10  
11  
12  
13  
14

**Opening Message from CMC Director**

**What Makes a Stern at NYUAD Graduate Exceptional?**

**Full-time MBA Class of 2025 Employment Outcomes**

Full-time MBA Class of 2025 Employment Profile

Timing of Offers and Acceptances

Compensation Overview and Sources of Accepted Offers

Compensation by Geographical Region

Employment by Industry

Compensation by Industry

Compensation by Function

Adjusted Compensation Summary

**Partner with Stern at NYU Abu Dhabi**

**Accuracy in Reporting Employment**

# OPENING MESSAGE FROM CMC DIRECTOR



“

The Stern at NYU Abu Dhabi MBA Employment Report 2025 marks an important milestone as we present the employment outcomes of our inaugural MBA Class of 2025.

Launching a new MBA program in today’s evolving global market requires ambition, resilience, discipline, and adaptability. Amid shifting hiring dynamics and increased selectivity in recruitment, the Class of 2025 demonstrated exceptional professionalism, leadership potential, and global perspective.

**Among graduates seeking employment, 85% secured and accepted offers within three months of graduation** – a strong result that reflects both the caliber of our students and employers’ confidence in Stern at NYU Abu Dhabi talent.

Compensation outcomes further reinforce the strength of the inaugural class, with **average total annual compensation exceeding USD 138,000**. On a purchasing power parity (PPP)-adjusted basis, average compensation equates to **more than USD 208,000**, while on a cost-of-living-adjusted basis (base city: New York City), it **exceeds USD 260,000**. Given that a significant majority of employed graduates (**85.7%**) pursued opportunities in the MENA region, these adjustments provide important perspective on the global competitiveness and real earning power of our graduates’ outcomes.

These outcomes highlight the program’s distinctive value proposition: the **academic excellence and global reputation of NYU Stern combined with Abu Dhabi’s growing role as a center for business, investment, innovation, and policy leadership**. Our graduates are uniquely positioned at the intersection of global business and regional opportunity, equipped with the agility, cross-cultural fluency, and strategic mindset needed to lead in a rapidly evolving world.

More importantly, these outcomes also represent the collective efforts of a highly engaged community of students, alumni, faculty, employers, and institutional partners who believed in the vision of this program from its inception.

We remain committed to building a world-class MBA experience that prepares principled leaders to create meaningful impact across industries and societies.”



**DONG-WOOK “DW” LEE**  
DIRECTOR, CAREER MANAGEMENT CENTER  
STERN AT NYU ABU DHABI

# WHAT MAKES A STERN AT NYUAD GRADUATE EXCEPTIONAL?

We attract and recruit students who have a passion for Stern and share **our values**:

## TRANSFORMATIONAL OUTCOMES

### IQ + EQ

## GLOBAL PRESTIGE, LOCAL RELEVANCE

At its core, Stern at NYUAD is about unlocking human potential. We develop principled, globally minded leaders equipped to drive meaningful impact in business and society.


Stern at NYUAD develops leaders who exhibit both intellectual capacity and emotional intelligence. What distinguishes our graduates is sharp analytical thinking, strategic insight, and sound judgement combined with strong interpersonal skills, deep human understanding, and empathy.

Leveraging our UAE location coupled with NYU's extensive global network, we forge deep industry partnerships that generate exceptional experiential learning projects and career development opportunities.



# FULL-TIME MBA CLASS OF 2025 EMPLOYMENT PROFILE

## CLASS PROFILE



**28** Average Age

**5** Average Years of Full Time Work Experience

**3.61** Average Undergraduate GPA

**3.42-3.8** Undergraduate GPA 80% Range

## HIGHLIGHTS

### ACCEPTED OFFERS



Accepted offers **within 3 months of graduation**

### REPORTING OUTCOMES



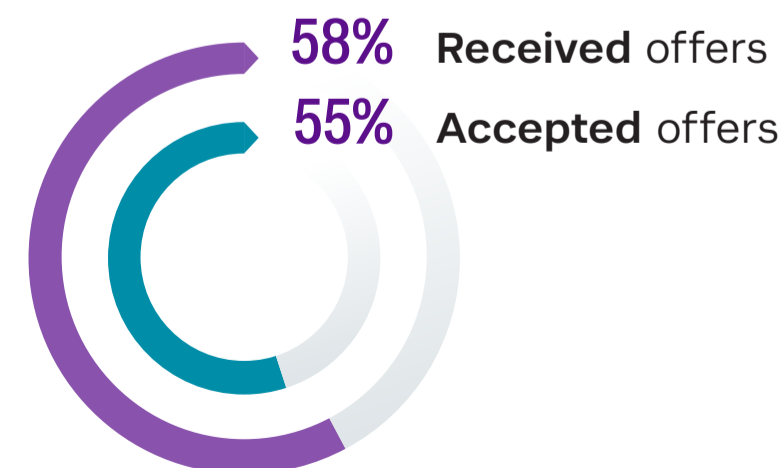
The 2025 Employment Report includes outcomes for 98% of the Class of 2025.

## EMPLOYMENT PROFILE

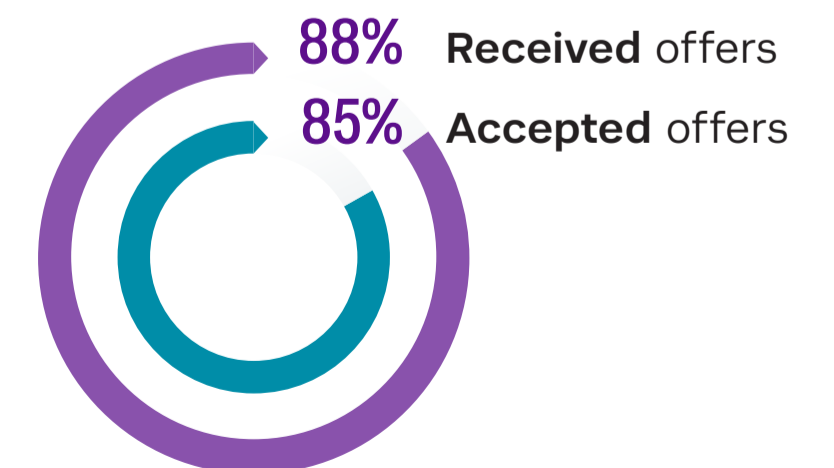
	NUMBER	PERCENT
<b>Total</b>	51	100%
<b>Seeking Employment</b>	33	65%
<b>Not Seeking Employment</b>	17	33%
Company-Sponsored	11	22%
Starting a New Business	5	10%
Postponing Job Search	1	2%
Continuing Education	-	-
Not Seeking for Other Reasons	-	-
<b>No Recent Information Available</b>	1	2%

## TIMING OF OFFERS

### BY GRADUATION



### BY 3 MONTHS POST-GRADUATION



\* Data may not sum to total due to rounding.

\*\* Graduation date is degree conferral date.

# TIMING OF JOB OFFERS AND ACCEPTANCES



## TIMING OF JOB OFFERS

	Seeking Employment	Job Offers by Graduation		Job Offers by 3 Months After Graduation	
	Number	Number	Percent	Number	Percent
<b>Total Graduates Seeking Employment</b>	<b>33</b>	<b>19</b>	<b>58%</b>	<b>29</b>	<b>88%</b>

## TIMING OF JOB ACCEPTANCES

	Seeking Employment	Job Acceptances by Graduation		Job Acceptances by 3 Months After Graduation	
	Number	Number	Percent	Number	Percent
<b>Total Graduates Seeking Employment</b>	<b>33</b>	<b>18</b>	<b>55%</b>	<b>28</b>	<b>85%</b>

# COMPENSATION OVERVIEW AND SOURCES OF ACCEPTED OFFERS

## BASE SALARY (USD)\*

	Mean	Median	25% Percentile	75% Percentile
<b>Base salary</b>	<b>119,262</b>	<b>101,048</b>	<b>92,132</b>	<b>153,339</b>

Sources	Percent
<b>School-facilitated</b>	<b>43%</b>
Stern at NYUAD Events / Activities / Interviews	<b>32%</b>
Stern Network	<b>7%</b>
Stern at NYUAD Job Board or Resume Book	<b>4%</b>
<b>Graduate-facilitated</b>	<b>57%</b>
Non-Stern Job Portal	<b>25%</b>
Other Student Facilitated	<b>25%</b>
Non-Stern Network	<b>7%</b>

“

Stern at NYU Abu Dhabi challenged me to grow beyond my technical background and become a more well-rounded professional.

From strategic communication to emerging AI applications in finance, the program provided practical tools that are directly relevant to my field and today's evolving business environment.

I am grateful for the opportunity to learn alongside my talented cohort coming from diverse industries, who are now shaping the future business landscape in the region.”



**JOHN SCACCIA**

MBA '25

MANAGING CONSULTANT – BERKELEY RESEARCH GROUP (UAE)

# COMPENSATION BY GEOGRAPHICAL REGION



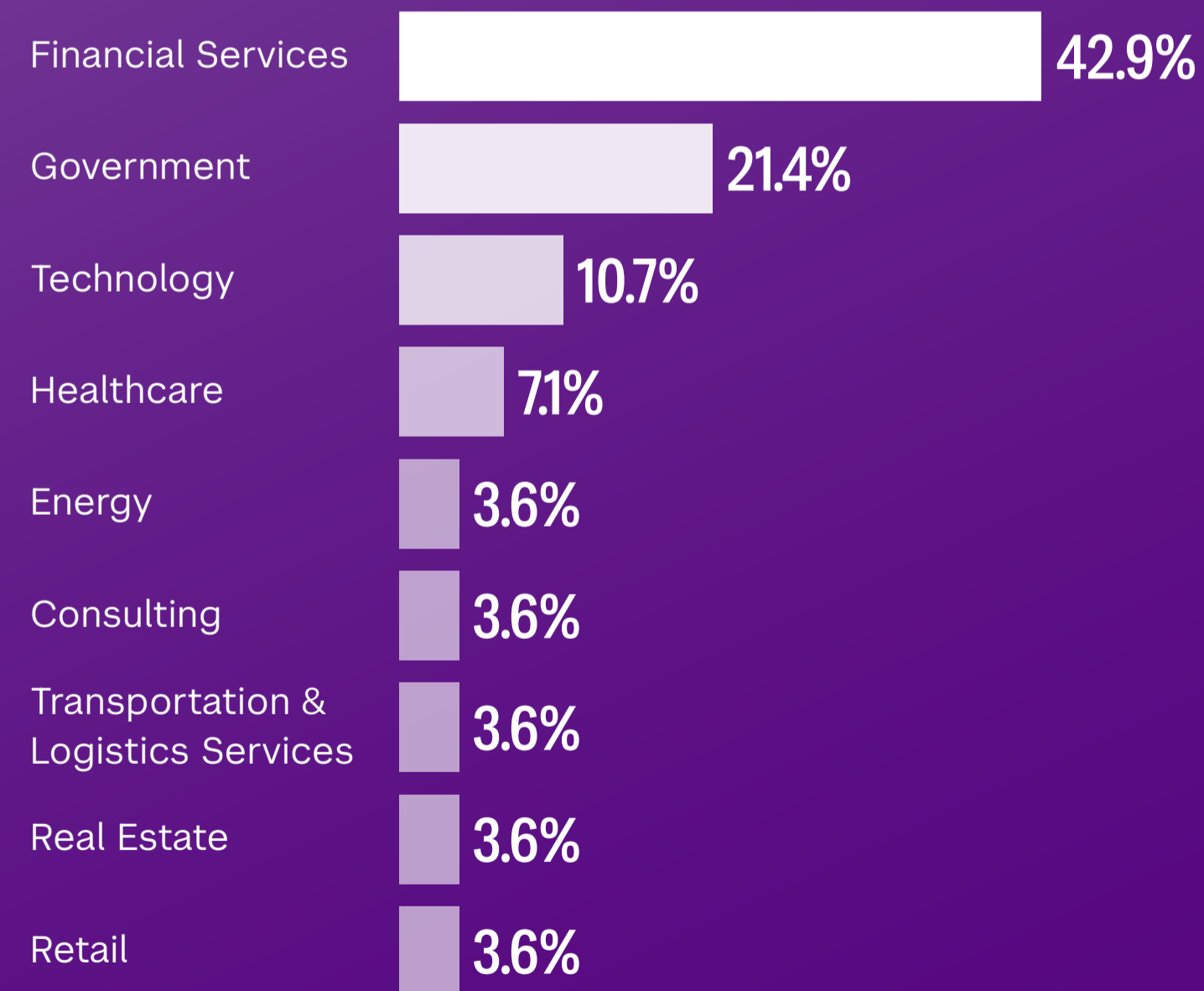
Region	Percent Offers Accepted
Middle East & Africa	<b>85.7%</b>
North America	<b>7.1%</b>
Europe	<b>7.1%</b>
Asia-Pacific	<b>0%</b>
Central & South America	<b>0%</b>

Region	Percentage	Mean Base Salary (USD)*	Median Base Salary (USD)*
Middle East & Africa	<b>85.7%</b>	<b>121,647</b>	<b>109,055</b>
Rest of the World	<b>14.3%</b>	<b>107,337</b>	<b>91,851</b>

\* 87.5% of students accepting an offer provided usable salary data

# EMPLOYMENT BY INDUSTRY

## EMPLOYMENT INDUSTRY



### LIST OF TOP EMPLOYERS:

- Abu Dhabi Executive Office
- Abu Dhabi Investment Council
- Aldar Properties
- Al Futtaim Group
- Atlassian
- Blackrock
- BRG
- B. Riley Securities
- Dubai Department of Economy & Tourism
- Embassy Capital Limited
- Etihad Airways
- KingsRock Advisors
- Nahda Capital Partners
- Nvidia
- Oraseya Capital
- Shorooq Partners
- Tamkeen
- Visa
- Vista Equity Partners



“

The Career Management Center was instrumental in my career development journey, from helping me refine my personal branding to providing targeted interview preparation and networking support. Their guidance was key in helping me transition my career from the consumer packaged goods industry into financial services.”




**SYED HAMZA RAZA**  
MBA '25  
MANAGER, STRATEGY & OPERATIONS – VISA (UAE)

# COMPENSATION BY INDUSTRY

Industry	Percentage	Base Salary (USD)*	
		Mean	Median
<b>Financial Services</b>	<b>42.9%</b>	<b>126,270</b>	<b>116,390</b>
<b>Government</b>	<b>21.4%</b>	<b>109,252</b>	<b>98,829</b>
<b>Technology</b>	<b>10.7%</b>	<b>121,087</b>	<b>117,615</b>
<b>Others:</b>	<b>25.0%</b>	<b>118,412</b>	<b>95,726</b>
Healthcare	7.1%	**	**
Energy	3.6%	**	**
Consulting	3.6%	**	**
Transportation & Logistics Services	3.6%	**	**
Real Estate	3.6%	**	**
Retail	3.6%	**	**

“

The Stern at NYUAD full-time MBA program played a pivotal role in my career development journey. The Career Management Center's guidance and continued exposure to meaningful networks enabled the foundation that led directly to my post-MBA opportunity. Beyond the network access, the coaching and mentorship I received from the team was exceptional. It empowered me to approach every decision with confidence and intention.”



**MAY AL HAJERI**

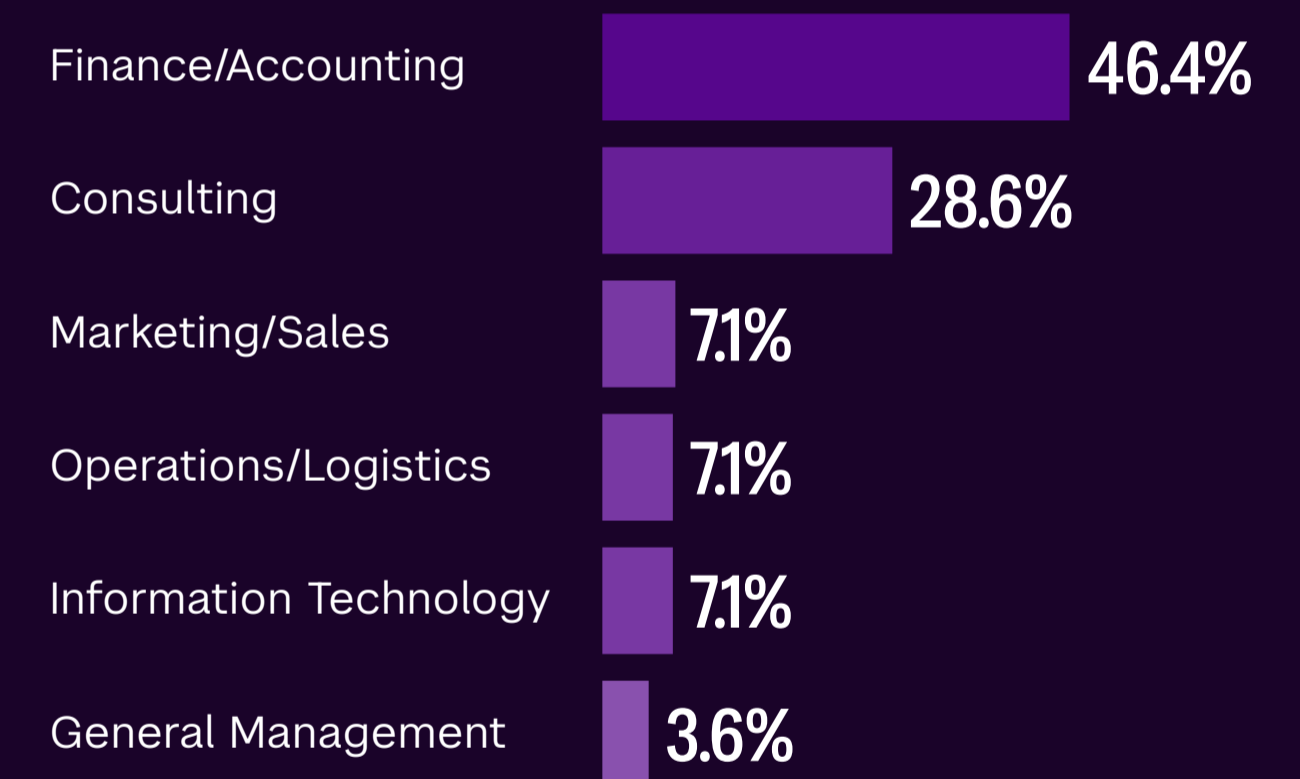
MBA '25  
ASSOCIATE - BLACKROCK (UAE)

# COMPENSATION BY FUNCTION

Base Salary (USD)\*

Function	Percentage	Mean	Median
Finance/Accounting	46.4%	130,755	100,463
Consulting	28.6%	115,950	130,683
Others:	25.0%	104,042	93,439
Marketing/Sales	7.1%	**	**
Operations/Logistics	7.1%	**	**
Information Technology	7.1%	**	**
General Management	3.6%	**	**

EMPLOYMENT BY FUNCTION



\* 87.5% of students accepting an offer provided usable salary data \*\* Reporting numbers insufficient to provide salary information

# ADJUSTED COMPENSATION SUMMARY

## NOMINAL SALARY AND EXPECTED BONUS

(USD)\*

Item	Mean	Median
Base Salary	119,262	101,048
Expected Bonus	19,261	13,613
<b>Total</b>	<b>138,523</b>	<b>114,661</b>

## PPP ADJUSTED SALARY AND EXPECTED BONUS

(USD)\*\*

PPP Adjusted	Mean	Median
Base Salary	180,100	158,369
Expected Bonus	28,869	19,958
<b>Total</b>	<b>208,969</b>	<b>178,327</b>

“

The CMC Team played a meaningful role throughout my Stern journey. From the start, my career coach helped me clarify what I actually wanted out of the pivot from banking. The team offered tailored support, from refining my resume and prepping for interviews to connecting me with alumni or key personnel in target firms. CMC’s corporate speaker events and info sessions gave me direct access to companies I’d otherwise have to chase on my own. What I appreciated most was that the team invested in understanding my goals and helped me navigate setbacks along the way.”



**MAIQI ZUO**  
MBA '25  
SPECIALIST - ABU DHABI  
EXECUTIVE OFFICE (UAE)

## COST OF LIVING ADJUSTED SALARY AND EXPECTED BONUS

(USD)\*\*\*

Cola Adjusted	Mean	Median
Base Salary	224,569	202,096
Expected Bonus	36,102	23,160
<b>Total</b>	<b>260,671</b>	<b>225,257</b>

\* 87.5% of students accepting an offer provided usable salary data

\*\* PPP Adjustment Formula & Calculation: PPP Adjusted Salary (International \$)= ((Local Salary)/(PPP Conversion Factor)). Conversion factor is from World Bank Open Data.

\*\*\* Cost of Living Adjustment Formula & Calculation: COL Adjusted Salary (USD) = ((Local Salary)/(FX Rate)) x (Target COL Index)/(Source COL Index). COL index from Numbeo.com per city. Base city is New York City.

# PARTNER WITH STERN AT NYU ABU DHABI

By partnering with Stern at NYUAD, you will gain access to high-caliber, globally minded MBA students and alumni. Whether your organization has an established campus recruiting strategy or is exploring MBA hiring for the first time, the Career Management Center (CMC) provides seamless access to Stern at NYUAD talent.

## **PARTNER WITH THE CAREER MANAGEMENT CENTER**

Collaborate with our team to develop customized recruiting strategies that help connect your organization with the right MBA talent.

## **ENGAGE WITH STUDENT CLUBS**

Connect with targeted student groups organized around professional interests.

## **POST JOB OPPORTUNITIES**

Share full-time opportunities through our recruiting platform to build both immediate and long-term talent pipelines.

## **ACCESS RESUME BOOKS**

Review curated student resumes to identify candidates aligned with your organization's hiring needs.

## **PARTICIPATE IN IN-PERSON AND VIRTUAL ENGAGEMENT OPPORTUNITIES**

Access top talent through a range of engagement formats, including networking events, coffee chats, skill-building workshops, interviews, corporate-sponsored business case projects, and more.

We look forward to partnering with you! [cmc@sternad.nyu.edu](mailto:cmc@sternad.nyu.edu)



# ACCURACY IN REPORTING EMPLOYMENT

Stern at NYU Abu Dhabi adheres to the Career Services & Employer Alliance (CSEA) Standards for Reporting MBA Employment Statistics ([cseaglobal.org](https://cseaglobal.org)). Conformance to this business school industry standard ensures accurate and comparable employment data. Currently, the majority of the leading MBA programs adhere to these accepted reporting standards. Stern at NYU Abu Dhabi takes a leadership role to promote the importance of accurate and comparable employment and salary statistics to prospective students and employers.





**CAREER MANAGEMENT CENTER**

A6 Building, NYU Abu Dhabi  
Al Saadiyat Island, Abu Dhabi

+971 2 628 7176 | [stern.nyuad.nyu.edu](https://stern.nyuad.nyu.edu)

جامعة نيويورك أبوظبي ستيرن



**NYU | STERN**  
**ABU DHABI**